



# Band Virtual Learning

# 6th Grade Percussion

May 6th, 2020




6th Grade Percussion  
Lesson: May 6th 2020

**Objective/Learning Target:**  
Students will be able to identify generic intervals.

# Generic Intervals: 1st

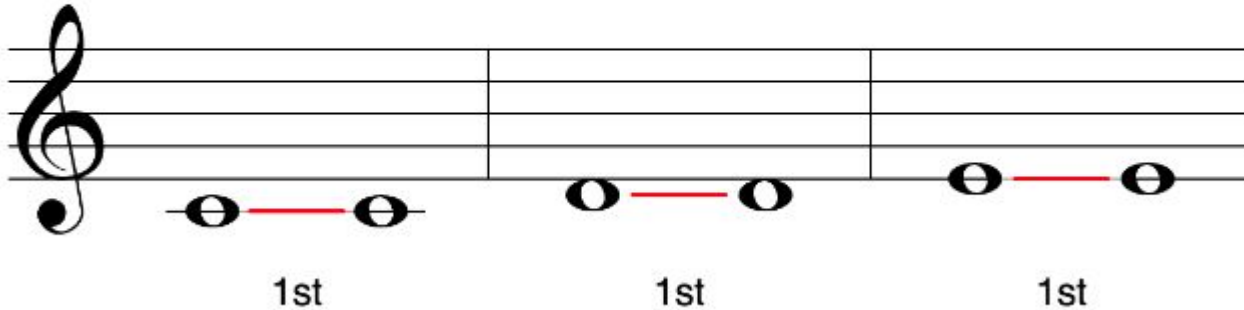
- An **interval** measures the distance between two notes.
  - We will first discuss **generic intervals**, which are measured on the staff.
- 
- When two notes occupy the same line or space, they are a **first** (or a **prime**) apart.
  - C to C is an example of a first.



1st

# Generic Intervals: 1st

- D to D and E to E are also firsts.



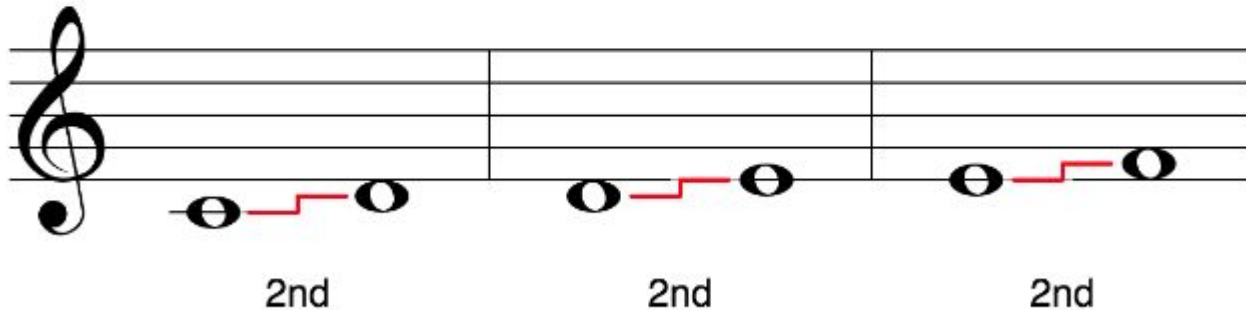
# Generic Intervals: 1st

- Accidentals are ignored when measuring generic intervals, only staff position matters.
- C-C#, D-Db, and A#-Ab are still firsts.

A musical staff in treble clef illustrating three examples of first intervals. The first example shows a C note on the first line and a C# note on the second line, with a red line between them and the label "1st" below. The second example shows a D note on the second line and a Db note on the first space, with a red line between them and the label "1st" below. The third example shows an A# note on the second space and an Ab note on the first space, with a red line between them and the label "1st" below.

# Generic Intervals: 2nd

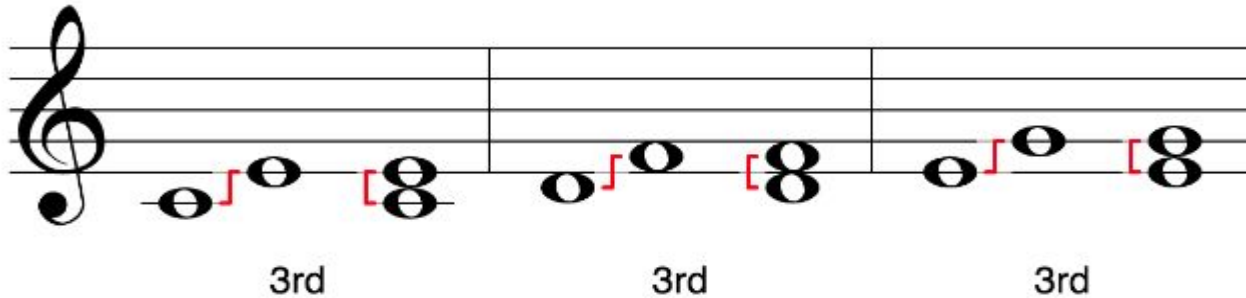
- As the notes become further apart on the staff, the interval type increases.
- C–D, D–E, and E–F are all **seconds**.



Notice, each interval is the next line or space above the first note. C is on the line below the staff and D is the space right above it. D is in the space right below the staff and E is the next line above it. Etc.

# Generic Intervals: 3rd

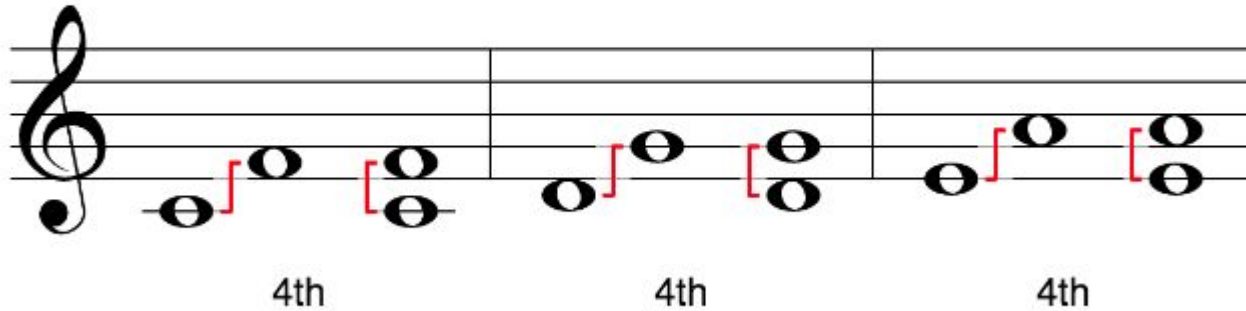
- C–E, D–F, and E–G are all **thirds**.



- Notice that thirds will always share the same staff position type — either both on a line or both on a space.

# Generic Intervals: 4th

- C-F, D-G, and E-A are all **fourths**.



If you count from the starting note up, you will count to 4 for a fourth interval. Example: Starting on C (the first picture) C=1 D=2 E=3 F=4.

This will be true for every interval.



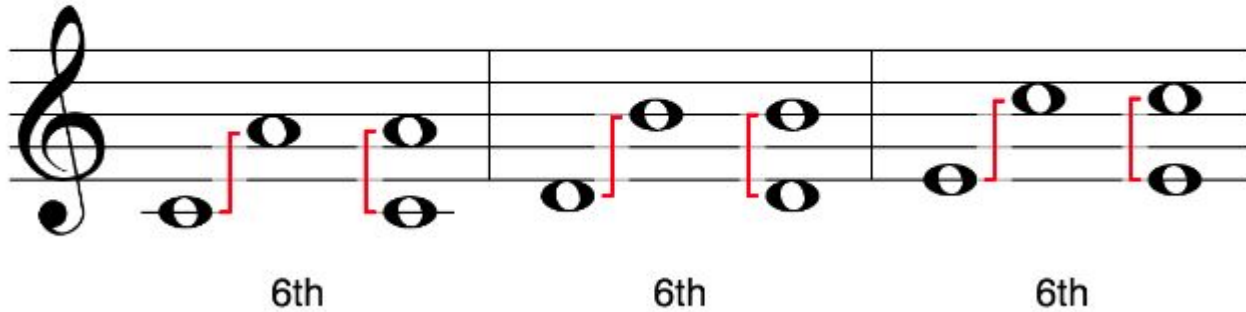
# Generic Intervals: 5th

- C-G, D-A, and E-B are all **fifths**.

The image shows a treble clef staff with three measures. Each measure contains two pairs of notes, each pair connected by a red bracket. The first measure shows C4 (middle C) and G4 (G above middle C), with the label '5th' below. The second measure shows D4 (D below middle C) and A4 (A above middle C), with the label '5th' below. The third measure shows E4 (E below middle C) and B4 (B above middle C), with the label '5th' below.

# Generic Intervals: 6th

- C-A, D-B, and E-C are all **sixths**.



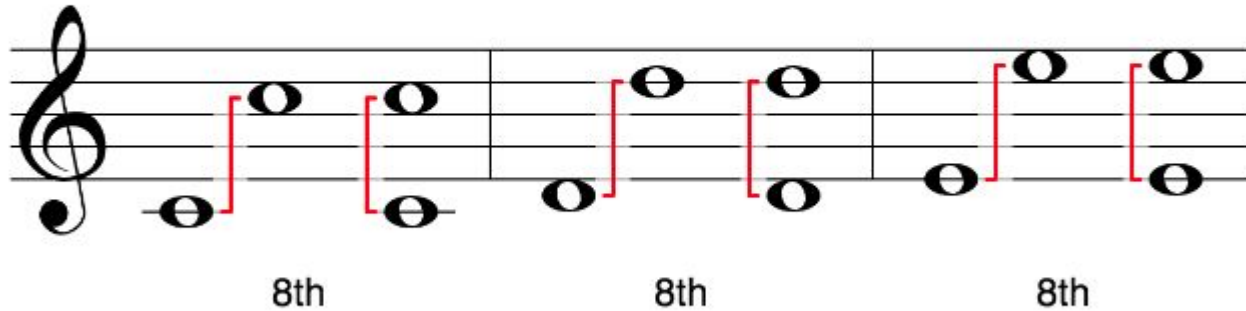
# Generic Intervals: 7th

- C-B, D-C, and E-D are all **sevenths**.

The image shows a treble clef staff with three measures. Each measure contains two notes connected by a red bracket, with the label '7th' centered below the bracket. The first measure shows a C4 note on the first line and a B3 note on the space below. The second measure shows a D4 note on the second line and a C4 note on the first line. The third measure shows an E4 note on the second space and a D4 note on the second line.

# Generic Intervals: 8th

- C-C, D-D, and E-E are all **eighths**.



# Generic Intervals: All

- Use this chart to reference generic intervals.

A musical staff in treble clef showing generic intervals. The staff is divided into eight measures. Each measure contains two notes on a line. The intervals are: 1st (two notes on the same line), 2nd (two notes on adjacent lines), 3rd (two notes on lines with one space between them), 4th (two notes on lines with two spaces between them), 5th (two notes on lines with three spaces between them), 6th (two notes on lines with four spaces between them), 7th (two notes on lines with five spaces between them), and 8th (two notes on lines with six spaces between them).

Interval	Notes (Line 1)	Notes (Line 2)
1st	G4	G4
2nd	G4	A4
3rd	G4	B4
4th	G4	D5
5th	G4	B4
6th	G4	D5
7th	G4	E5
8th	G4	F#5

1st      2nd      3rd      4th      5th      6th      7th      8th



# Practice:

Now it's time to practice!

[Click here for generic interval practice.](#)